



Basic Virtual Learning

Grades 6-12 Basic Reading

Context Clues


April 22, 2020

Basic Reading
Lesson: April 22, 2020



Learning Target:

Students will be able to recognize vocabulary from “All Summer in a Day” and use context clues from sentences in the story to define the words.




Background: This is a review lesson over vocabulary for “All Summer in a Day”

- Students recognize vocabulary words for “All Summer in a Day”
- Students learn how to pick out context clues from highlighted sentences in the story to define the vocabulary words.

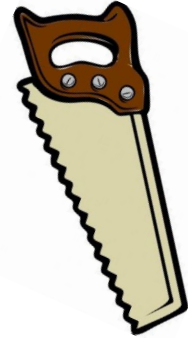
Need a Refresher about Context Clues?

This video is a fun cartoon about how you can use these context clues to find new meaning.

<https://www.youtube.com/watch?v=6spWj7OI3x0>



Practice #1: These example sentences have the context clues for Apparatus, Slacken, Savor, and Resilient that have been underlined.



1. The apparatus was broken and needed to be fixed by a mechanic.
2. He began to slacken his grip on the bat.
3. Gourmet chefs want people to savor their delicious food.
4. The children lay out, laughing, on the jungle mattress and heard it sigh and squeak under them, resilient and alive.

Practice #2: On your own find the context clues for these vocabulary words in the sentences. Again underlining the context clues.

Vocabulary words: Atone, Reluctant, Agitated, and Melancholy

1. He had was being helpful, to atone for his past mistakes.
2. The student was very reluctant to raise their hand and answer the question.
3. He was was very agitated and angry with the teacher.
4. The melancholy girl was very sad at the loss of her dog.

Practice #3: Go into the reading and underline the context clues for these definitions: Apparatus, Agitated, Reluctant, Atone, Savor, Resilient, Melancholy, Tumultuously, Slacken, Immense, Decisively, and Erupt

Reading Link:

<https://drive.google.com/file/d/1vJl8ZoSS36YagjxtPLBBTzoTdLN8sX0V/view?usp=sharing>

Reading recording: https://www.youtube.com/watch?v=c_w7aITZsr8

Practice on your own:

Go to this website:

<https://playknoword.com/>

1. Select which level to PLAY, then START - start with BASIC level - you can work your way to higher levels.
2. Begin to play a word will be defined and you need to type the word that is being defined on the hint lines that states starts with M or so forth.



"I like your attitude, Harris."

Self Check:

Go tell someone in your home your answers.



1. Was this lesson?

- ☐ easy
- ☐ just right
- ☐ hard